

# Using the Lucidiom Downloader to download content installers

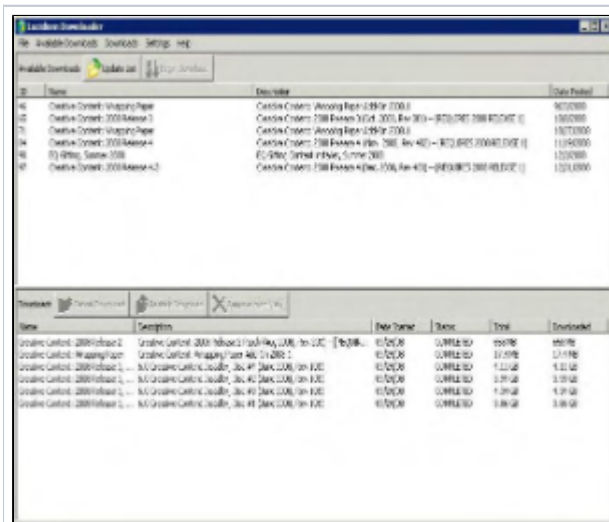
The Lucidiom Downloader tool is used to download content updates and special packages of templates that require additional licensing beyond standard kiosk prints, such as Photo Folio products, Wrapping Paper, and EQ Gift items. Please note that this tool is the only means to obtain the content updates without purchasing content disks from your regional sales representative.

The Lucidiom Downloader tool may be downloaded from the support section of the Lucidiom website and may be used on any machine running Windows XP or Windows 7. It can run in the background of any other work you may be doing on the machine.

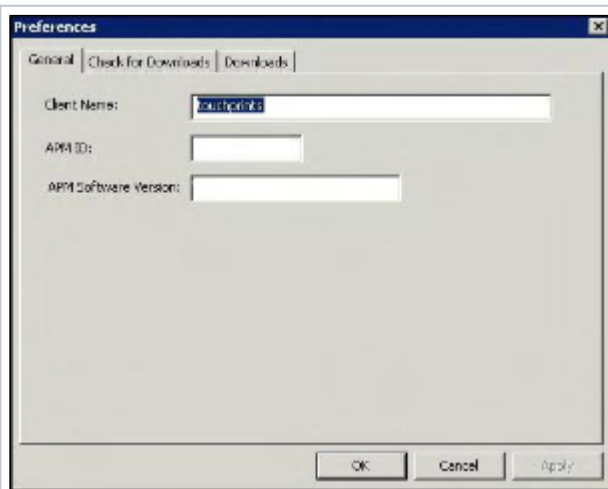
If you are using it on a machine that is not an APM, there are additional settings you will need to configure in order for the application to obtain the correct updates on Lucidiom's server. There are also additional settings you may change, including the default download location. You can access these settings via **Settings > Preferences** within the Lucidiom Downloader tool.

If you are running the application on a machine that is not an APM, the General tab will need to be completed in order for the application to find the updates appropriate for your setup. The fields should be as follows:

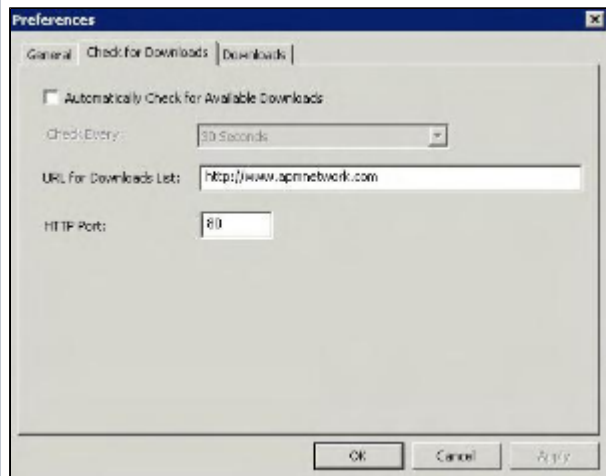
- **Client Name:** touchprints
- **APM ID:** (use any of your existing APM IDs for this field)
- **APM Software Version:** (may be found on the Lucidiom Support site)



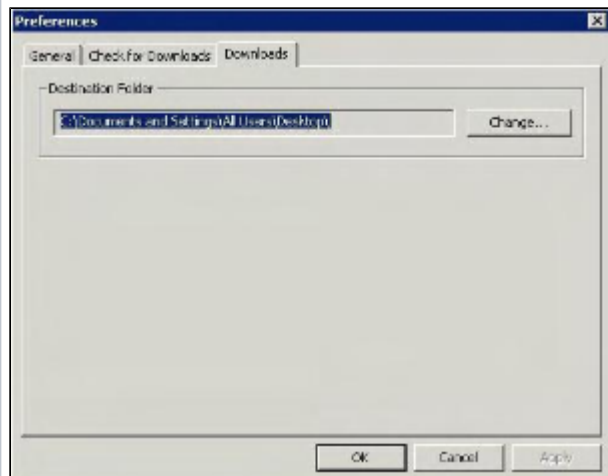
Lucidiom Downloader



Preferences > General



Preferences > Check for Download



Preferences > Downloads

You can also configure the Lucidiom Downloader tool to automatically look for available downloads. This is configured via **Settings > Preferences > Check for Downloads**. The URL and HTTP port should not be changed.

Lastly, you can change the default download location via **Settings > Preferences > Downloads**. The default download location is the Desktop.

**File Size of Available Downloads**

The content files tend to be rather large, so if you do not have a high-speed internet connection, you will want to contact your Regional Sales Representative to order disks for installation. Additionally, some files will not properly extract using the default Windows zip program. Lucidiom recommends a third-party application, such as WinZip or 7-zip for extracting the content files to your machine.